




Fun with Pivot Tables

LaVerne Williams
CSFO, Madison City Schools

General Guidance or “Rule of Thumb” for Pivot Tables

- Data should be with numerical significance
 - Avoid having empty rows
 - Must have a Title in every column
 - Data page can create multiple pivot tables
 - Pivot tables can be updated in real time, even after its generated
- 

Pivot tables can be generated with any reports that can be downloaded to Excel: Ex. Harris Reports

Here are a few examples:

1. Vendor Reports
 2. Personnel Reports
 3. Monthly Financial Reports
- 

VENDOR REPORT FROM A/P BY G/L

Vendor Name	Vendor Address Line 1	State Code	Zip Code	City	Fiscal Year YTD Amount
Edgenuity Inc.	Department LA 24561	CA	91185-4561	Pasadena	\$ 8,100.00
JASPER ENGINES & TRANS EXCH	815 WERNSING ROAD	IN	47546	Jasper	\$ 4,024.00
LAKESHORE LEARNING	2695 E DOMINQUEZ STREET	CA	90895	CARSON	\$ 4,000.00
Marks Window Tinting	1206 7th Street South	AL	35045	CLANTON	\$ 3,800.00
SNA	P O BOX 759297	MD	21275-9297	BALTIMORE	\$ 3,375.00
KNOX PEST CONTROL	P O BOX 1824	AL	35124	PELHAM	\$ 2,480.00
National Restaurant Associatio	175 West Jackson Boulevard	IL	60604-2814	Chicago	\$ 2,409.78
Nu Health California, LLC	PO Box 12376	CA	90295	Marina Del Rey	\$ 1,958.40
FARM TEK	1440 FIELD OF DREAMS WAY	IA	52040	DYERSVILLE	\$ 1,918.84
MONTGOMERY PUBLIC SCHOOLS	P.O. Box 176	AL	36101-0176	MONTGOMERY	\$ 1,880.00
College Prep Alabama	5529 1st Ave South	AL	35212	BIRMINGHAM	\$ 1,750.00
Alabama Department of Economic	P. O. Box 5690	AL	36103-5690	MONTGOMERY	\$ 1,700.00
G & K SERVICES - MONTGOMERY	P.O. Box 677057	TX	75267-7057	Dallas	\$ 1,268.15
RICARDO PARKER	107 LIBERTY STREET	AL	35045	CLANTON	\$ 1,208.25
GovDeals, Inc.	5709 Carmichael Place	AL	36117	MONTGOMERY	\$ 1,206.73
UNITED ACOUSTICS, INC.	1401 ALABAMA HIGHWAY 191	AL	35085	JEMISON	\$ 1,200.00
Department of Labor	100 N Union Street-Suite 620	AL	36130	MONTGOMERY	\$ 1,069.62
AAFEP	303 North Commons St East	AL	35674	TUSCUMBIA	\$ 1,050.00
PTM Document Systems	2321 Circadian Way	CA	95407	SANTA ROSA	\$ 1,017.00
MINNIE ALLISON	1002 WEST MEDICAL CENTER DRIVE	AL	35171	THORSBY	\$ 951.26
BOARDMAN,CARR,BENNETT,WATKINS,	P.O. BOX 382886	AL	35238-2886	BIRMINGHAM	\$ 805.00
Rogers Software Development	314 N 1ST AVENUE	MN	55401	MINNEAPOLIS	\$ 720.00
TRIPLE J NURSERY	P O BOX 367	AL	35079	HAYDEN	\$ 630.00

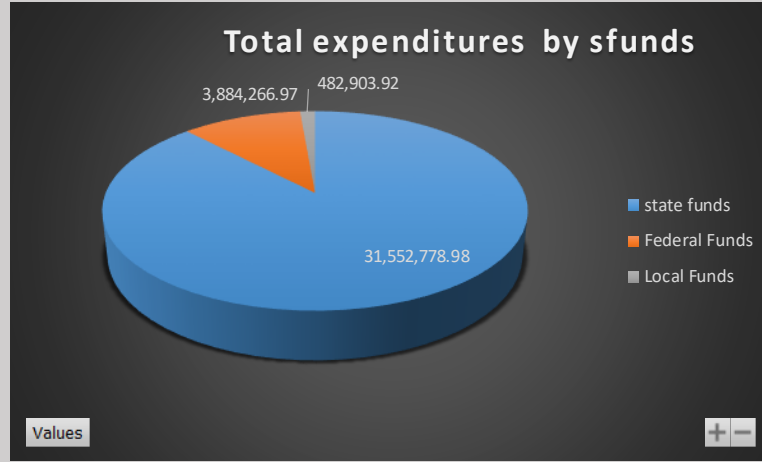

MONTHLY CHECK REGISTER by funds and Description

Check Number	Vendor Name	State Fund Amount	Federal Fund Amount	Local Fund Amount	Description
60799	AMAZON / SYNCB	\$39.99	\$0.00	\$0.00	AUDIO/VIDEO
60800	CINTAS	\$256.16	\$0.00	\$0.00	OTHER PURCHASED SERV
60801	J & W COMMUNICATIONS, LLC	\$1,741.60	\$0.00	\$0.00	OTHER COMMUNICATION;OTHER PURCHASED SERV
60802	McGriff Comm Srv	\$5,253.92	\$0.00	\$0.00	TIRES
60803	MYERS BUSINESS PRODUCTS	\$114.98	\$0.00	\$0.00	OFFICE SUPPLIES
60804	RONNIE J. SEWELL	\$1,025.00	\$0.00	\$0.00	OTHER PROPERTY SERV
60805	W. H. THOMAS OIL COMPANY INC	\$14,909.41	\$0.00	\$0.00	FUEL-DIESEL
60806	ACTE	\$0.00	\$0.00	\$385.00	REGISTRATION FEES
60807	B & H PHOTO VIDEO	\$0.00	\$0.00	\$208.99	OTHER INST SUPPLIES
60808	J & W COMMUNICATIONS, LLC	\$0.00	\$5,143.00	\$11,130.14	OTHER INST SUPPLIES;CLASSROOM EQUIPMENT;STUDENT CLASSRM SUPP
60809	JOHN D NORMAN	\$0.00	\$0.00	\$171.68	IN-STATE;LOCAL DISTRICT
60810	ONEAL STEEL	\$0.00	\$0.00	\$3,688.93	STUDENT CLASSRM SUPP
60811	PAXTON/PATTERSON	\$619.90	\$0.00	\$0.00	OTHER INST SUPPLIES
60812	RUSSELL BUILDING SUPPLY	\$0.00	\$0.00	\$250.55	STUDENT CLASSRM SUPP
60813	SouthernLINC Wireless	\$0.00	\$0.00	\$405.60	OTHER COMMUNICATION
60814	AASBO	\$500.00	\$0.00	\$500.00	REGISTRATION FEES;OTHER DUES AND FEES
60816	Briana Burress	\$685.47	\$0.00	\$0.00	IN-STATE
60817	CENTURY LINK	\$0.00	\$0.00	\$1,270.08	TELEPHONE
60819	CHILTON COUNTY TRANSPORTATION	\$111.25	\$0.00	\$0.00	TRANSP AL SCH SYSTEM
60820	Christine Hay	\$78.48	\$0.00	\$0.00	LOCAL DISTRICT
60821	CITY OF CLANTON	\$0.00	\$0.00	\$6,623.78	WATER AND SEWAGE
60822	COREY CLEMENTS	\$0.00	\$463.26	\$0.00	IN-STATE
60823	INFORMATION TRANSPORT SOLUTION	\$0.00	\$0.00	\$77,259.00	SOFTWARE MAINT AGREE
60824	JANICE MADDOX	\$0.00	\$0.00	\$241.74	LOCAL DISTRICT
60825	OFFICE DEPOT	\$0.00	\$324.60	\$0.00	STUDENT CLASSRM SUPP
60826	PAM BEARDEN	\$12.76	\$0.00	\$0.00	LOCAL DISTRICT
60827	SPIRE	\$0.00	\$0.00	\$148.06	NATURAL GAS

DATA from LEAPS Report

HIGHEST	WORK	CONTRACT		CERTIFIED	MONTHS OF EXPERIENCE				HIRE DATE	Cls	Obj	Cctr	Sfnd	Prog	FTE	
DEGREE	CENTER	CERT YRS EXP	JOB#	DAYS	FLAG	SYSTEM	STATE	PUBLIC	PRIVATE							
B	0020	16	1	187	C	14	2	0	0	8/18/2004	51100	010	0020	1110	1200	1.00
M	0080	21	1	187	C	21	0	0	0	8/19/1996	51100	010	0080	1110	1500	1.00
M	0080	18	1	187	C	17	1	0	0	8/6/2001	52210	084	0080	1230	8220	1.00
M	0110	13	2	202	C	14	2	0	0	3/16/2005	52210	084	0110	1230	8220	0.50
M	0110	13	2	202	C	21	0	0	0	3/16/2005	52310	033	0110	1110	8230	0.50
N	0080	0	1	185	N	17	1	0	0	8/4/2010	54210	172	0080	5101	8420	1.00
M	0050	13	1	187	C	14	2	0	0	8/4/2005	51100	010	0050	1110	2400	1.00
B	0065	5	3	187	C	21	0	0	0	1/19/2010	51100	010	0065	1110	1200	1.00
M	0010	19	1	187	C	14	1	0	0	8/7/2000	51100	010	0010	1110	1500	1.00
N	0050	0	1	187	N	21	2	0	0	9/7/2001	51100	101	0050	1110	2400	1.00
N	0030	0	1	187	N	17	0	0	0	8/9/1999	51100	101	0030	3210	2300	1.00
M	0110	2	1	172	C	14	1	0	0	8/1/2017	51100	010	0110	1110	1500	1.00
N	0065	0	3	240	N	21	2	0	0	10/31/2012	53200	171	0065	1110	8320	1.00
B	0020	11	1	187	C	17	0	0	0	8/4/2005	51100	010	0020	1110	1200	1.00
M	0067	3	1	187	C	14	1	8	0	8/1/2016	51100	010	0067	1110	1200	1.00
B	0068	1	1	187	C	21	2	0	0	8/1/2017	51100	010	0068	1110	1200	1.00
N	0100	0	1	187	N	14	0	0	0	8/11/1997	54210	172	0100	5101	8420	1.00
M	0070	20	1	187	C	21	1	0	0	8/10/1998	51100	010	0070	1110	1500	1.00
M	0070	17	1	187	C	17	2	0	0	8/5/2002	51100	010	0070	1110	2400	1.00
N	0080	0	40	183	N	14	0	0	0	10/20/2008	54120	161	0080	1310	8410	1.00
B	0050	0	1	187	C	21	1	0	0	8/1/2018	51100	010	0050	4110	1500	1.00
M	0060	1	1	187	C	17	2	0	0	8/2/2018	51100	010	0060	1110	1500	1.00
6	0020	10	1	187	C	14	0	0	0	1/18/2006	51100	010	0020	1110	2300	1.00
M	0100	22	1	187	C	21	1	0	0	8/10/2001	51100	010	0100	1110	1500	1.00
B	0060	7	3	187	C	14	2	0	0	7/28/2008	51100	010	0060	1110	1500	1.00

INTERACTIVE DASHBOARD with Personnel Data from LEAPS



DAYS

183	185	186
187	190	192
194	196	202
240		

sfund

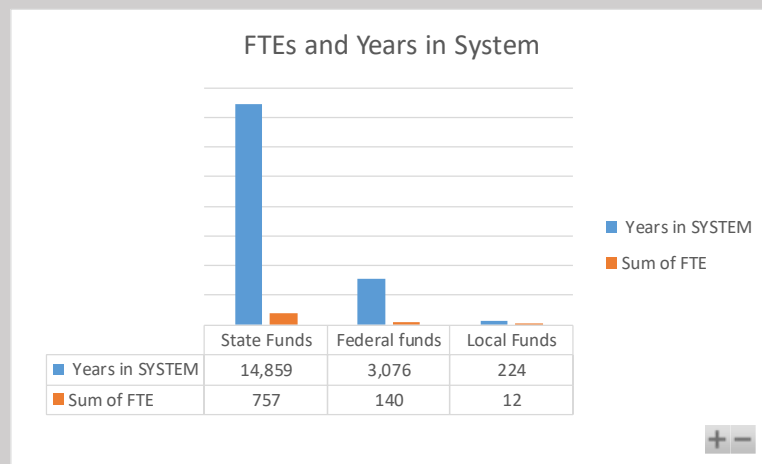
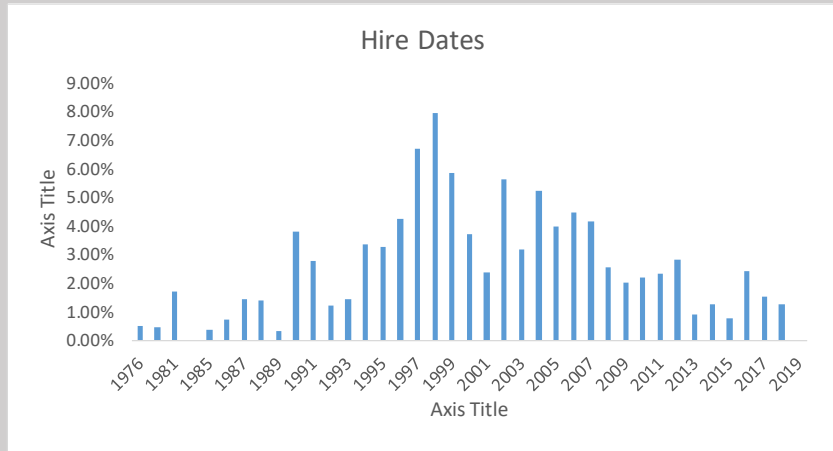
1110
1220
1221
1230
1252
1275
1310

FTE

0.89
0.90
1.00

AMOUNT

\$18,174.30
\$18,307.57
\$18,338.00
\$18,352.00
\$18,406.00
\$18,408.60
\$18,477.11
\$18,591.00



DEGREE

6 year degree
Bachelors
Doctorate
Masters
Non-degree supp...

This has been a Year like no other.

Covid-19 influenced Many new Reports


Here are a few examples:


1. Covid-19 Resource Tracker
2. Tracking Issues that effect your system
3. Comparisons of Cares Money by System
4. Supplemental Information for FY2021 Budget




MCS COVID-19 RESOURCE TRACKER


AS OF: 9/18/2020

PPE					
	Disposal Masks	Cloth Masks	Gloves	Face Shields	Desk Shields
	25,000	30,000	110,000	1,350	25,500

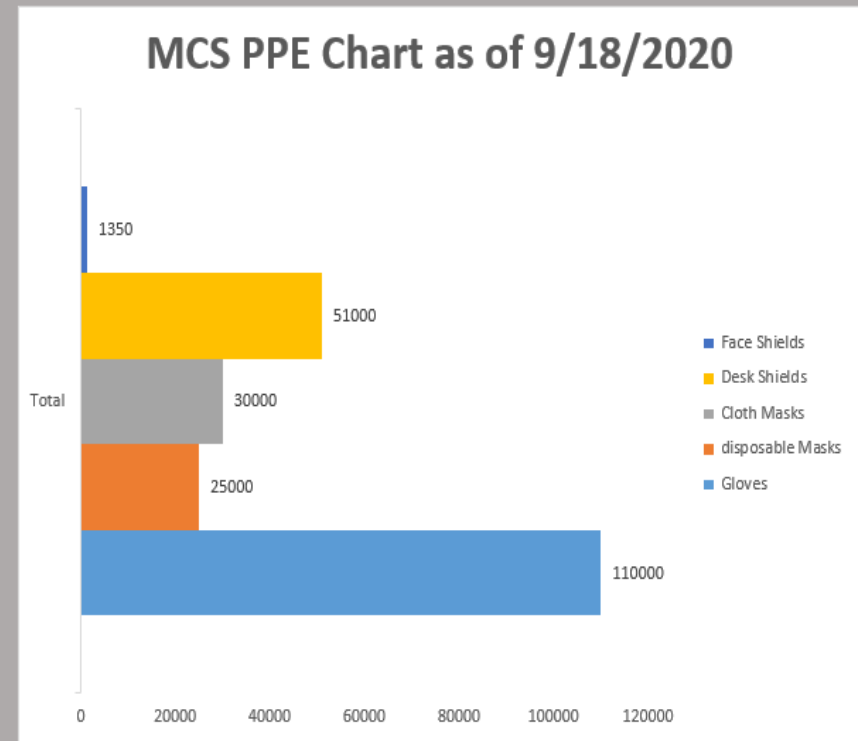
Sanitizer		
	Hand sanitizer	Soap
	16oz 9200	-
	8oz 1500	240
	2oz 1,200	-
refills 60 gallons	80 cases	

Signs	
	Social Distance 250

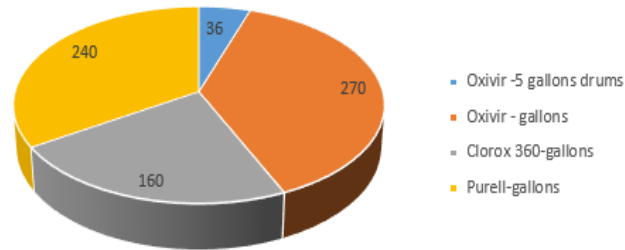
OTHER	
	Thermometers 800


SURFACE CLEANERS	
	Touchless hand sanitizer dispensers (buses) 175
	Handheld Electostatic sprayers 44

Wipes	
	17,000

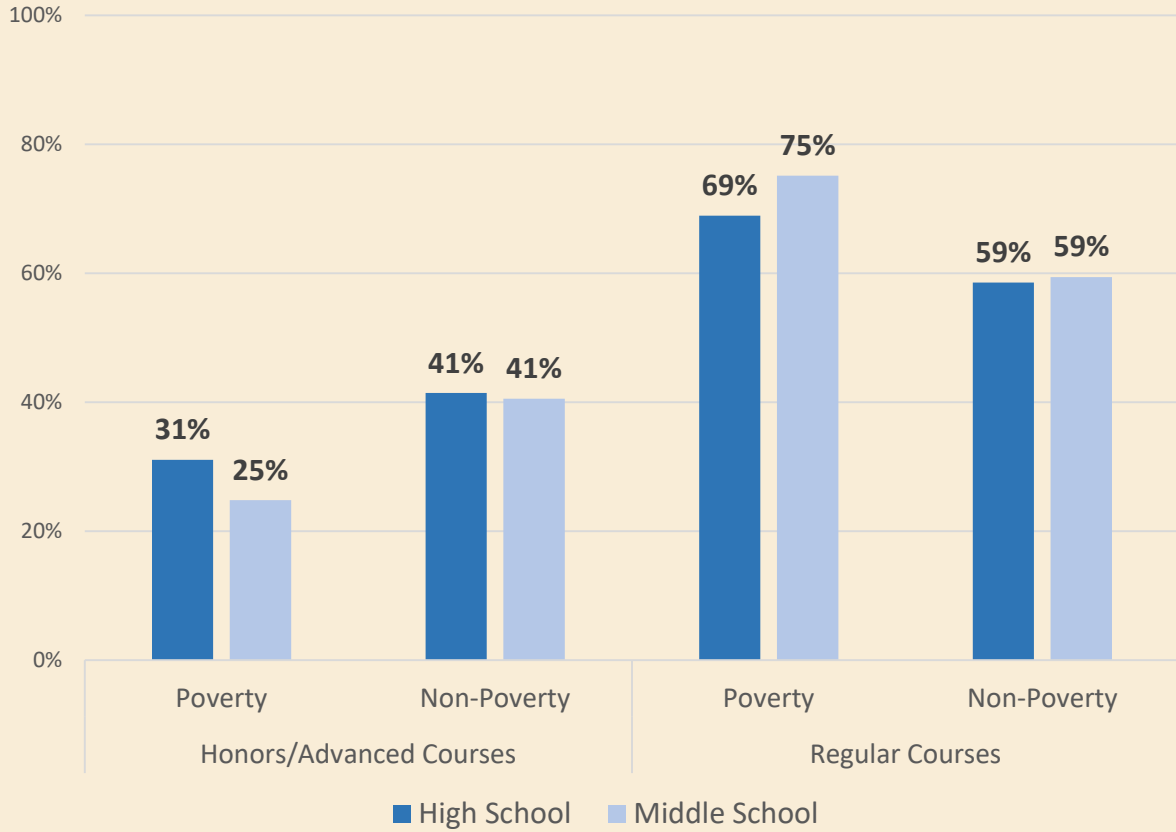


MCS Disinfectants (in Gallons)

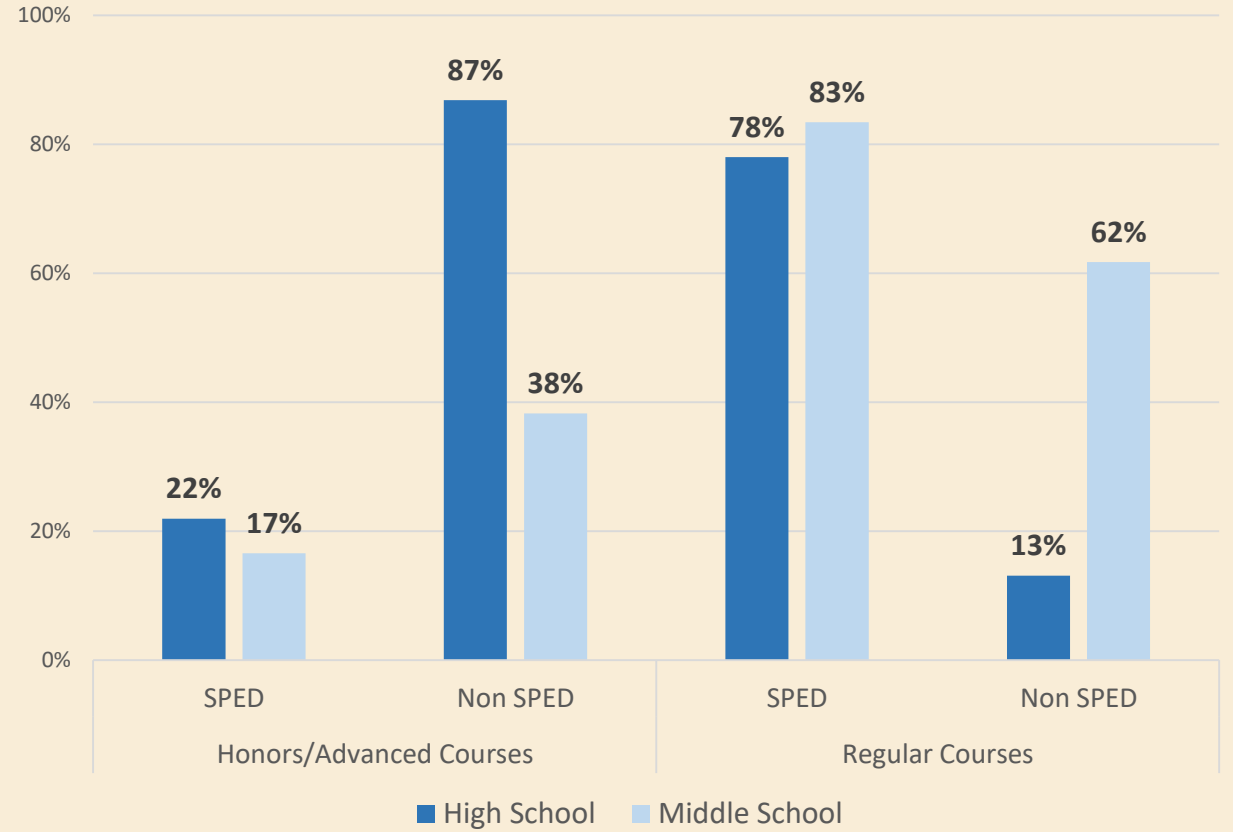


Disinfectants		
	Oxivir -5 gallons	Oxivir - gallon
	36	270
	Clorox 360	Purell - gallon
	160	240

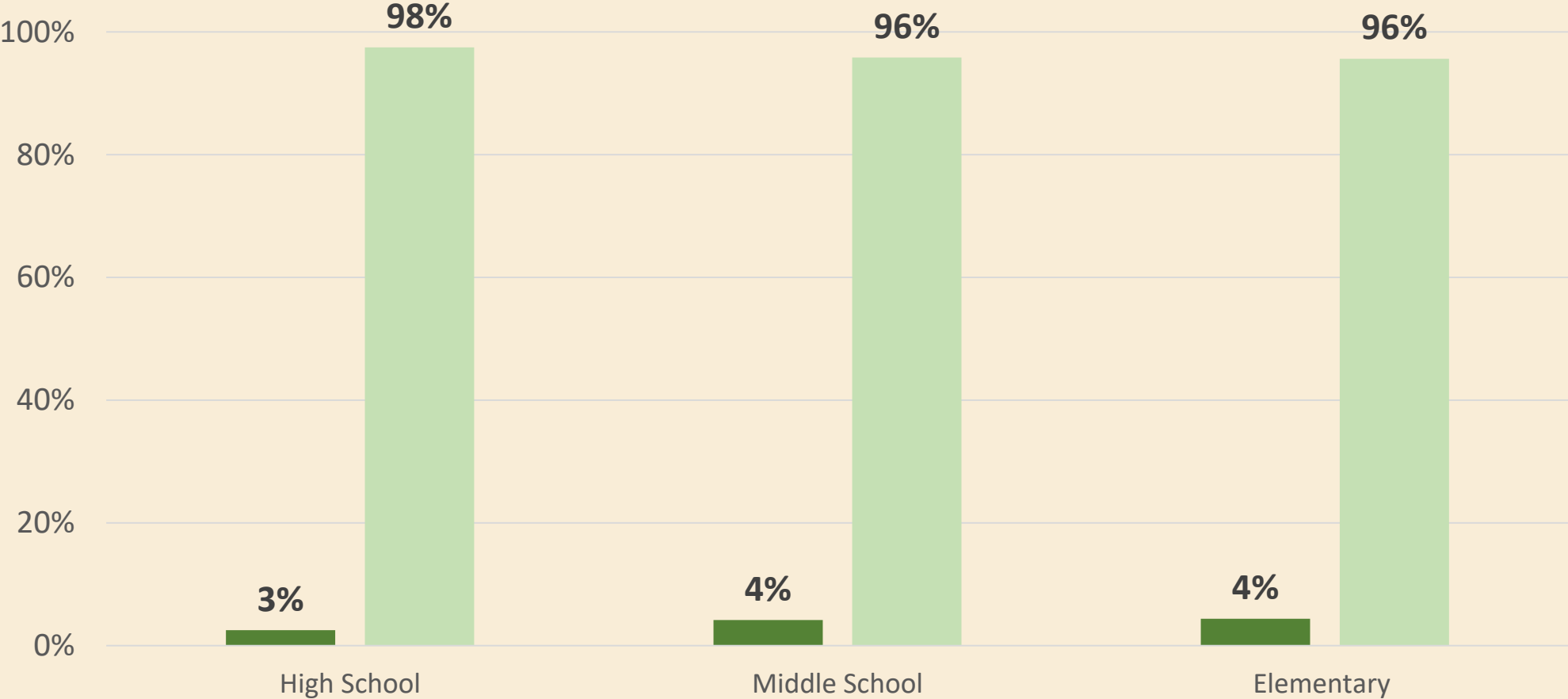
Poverty vs Non Poverty Honors and Advanced Courses



SPED vs Non SPED Honors and Advanced Courses



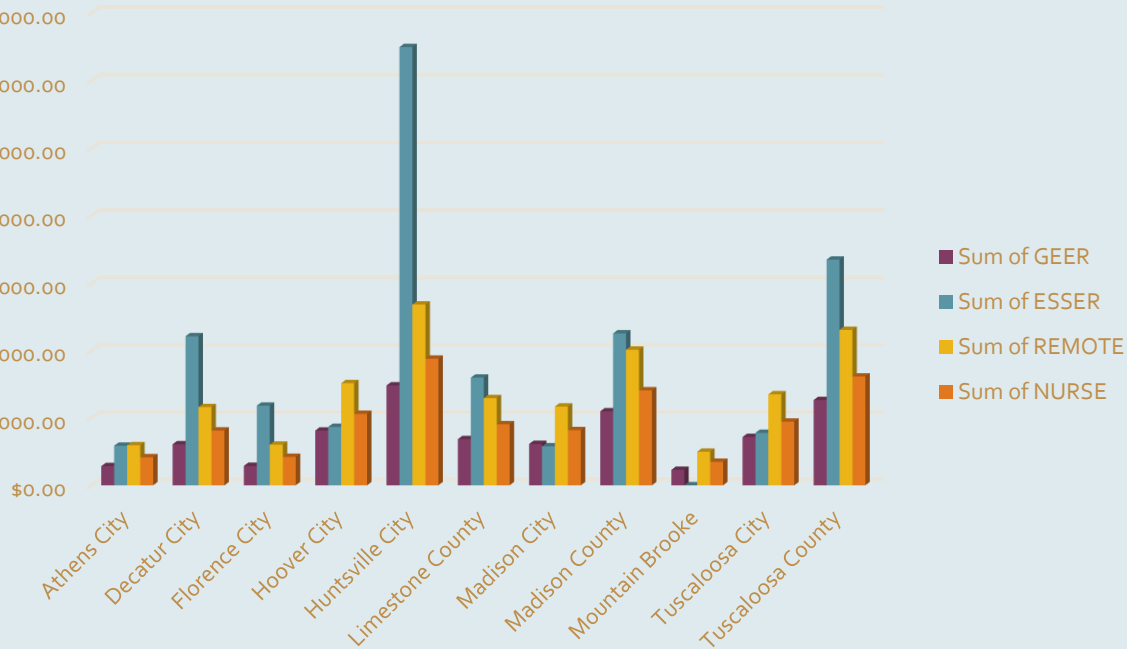
Poverty vs Non Poverty and Gifted Students



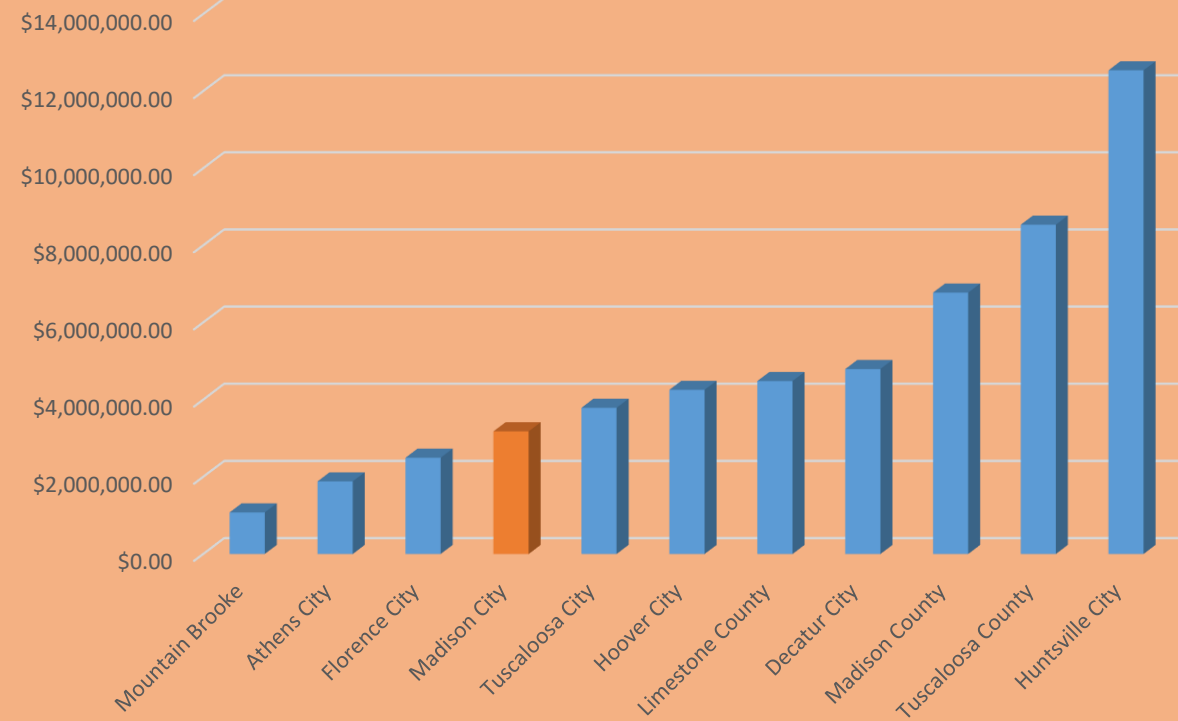
■ % Poverty ■ % Non Poverty

Comparison of Cares Money

Comparison by Funding of various School Systems



Comparison of Cares Money with other Systems



SUPPLEMENTAL INFORMATION FY 2021 BUDGET

III. PROJECTED EMPLOYEES BY SCHOOL/COST CENTER						
(To be completed by LEA)						
NUMBER BY						Total
Source of Funds						
Type	State Earned	Other State	Federal	Local		
Teachers	52.33	0.00	1.00	3.00	56.33	
Librarians	1.00	0.00	0.00	0.00	1.00	
Counselors	1.00	0.00	0.00	0.00	1.00	
Administrators	1.50	0.00	0.00	0.50	2.00	
Certified Support Personnel	1.00	0.00	1.00	1.00	3.00	
Non. Cert. Supp. Personnel	10.00	0.00	5.24	0.00	15.24	
Total	66.83	0.00	7.24	4.50	78.57	

Let me show you how easy it is
to pull this information
together...

QUESTIONS??!!

LaVerne Williams

Madison City Schools

lwilliams@madisoncity.k12.al.us